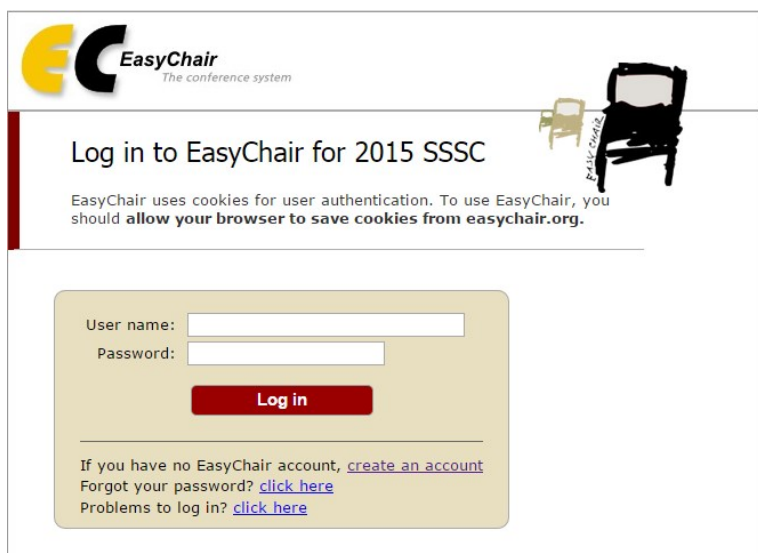


Guide for Using EasyChair for Abstract / Paper Submission or Review on 2015 SSSC conference

A) Establishing EasyChair Account and Login to EasyChair

Abstract and papers are submitted online through the facility of Easy Chair site. For online submission or review, you need to Login, which is accessible by clicking on <https://easychair.org/conferences/?conf=2015sssc>.

If you have already registered and have an account, use your EasyChair account to sign in



The image shows the EasyChair login page. At the top left is the EasyChair logo with the tagline "The conference system". To the right is a small illustration of two chairs. The main heading is "Log in to EasyChair for 2015 SSSC". Below this is a message: "EasyChair uses cookies for user authentication. To use EasyChair, you should **allow your browser to save cookies from easychair.org**." The login form has two input fields: "User name:" and "Password:". Below these is a red "Log in" button. At the bottom of the form, there are links: "If you have no EasyChair account, [create an account](#)", "Forgot your password? [click here](#)", and "Problems to log in? [click here](#)".

[If you have not registered yet and you have no EasyChair account, please use link sign up for an account as shown in the form above.](#)

Step 1.

Enter the (anti-spam)
text you see in the box.



Continue



The image shows the EasyChair account creation page, Step 1. At the top left is the EasyChair logo with the tagline "The conference system". To the right is a small illustration of two chairs. The main heading is "Create an EasyChair Account: Step 1". Below this is a message: "To use EasyChair, one should first create an account. The procedure for creating an account is the following." There are three numbered steps: 1. "You should type the text that you see in the image below and click on 'Continue'." 2. "If you type the text correctly, you will be asked to fill out a simple form with your personal information." 3. "After you filled out the form, EasyChair will send you an email with a link that you can use to complete the account creation." Below the steps is a text input box with the placeholder "Unesite tekst". To the right of the input box is a reload icon and a "reCAPTCHA" logo. Below the input box is a red "Continue" button.

Step 2.

Step 2.

Create an EasyChair Account: Step 2

Please fill out the following form. The required fields are marked by (*)
 Note that **the most common reason for failing to create an account is an incorrect email address** so please type your email address correctly.

First name[†] (*):

Last name (*):

Email address (*):

Retype email address (*):

Continue

[†] Note: leave first name blank if you do not have one. If you are not sure how to divide your name into the first and last name, [read the Help article about names.](#)
 You may also be interested about [our policy for using personal information.](#)

You will receive an email from EasyChair to confirm your email. Please click this link. You are asked to enter your details, username and password. Your account will be activated and you can use your account to submit abstract / paper or to review.

Log in to EasyChair for IAEEA-APIRAS CONFERENCE 2014


Use your EasyChair account to log in.

User name:

Password:

Log in

If you have no EasyChair account, [sign up for an account](#)
 Forgot your password? [click here](#)
 Problems to log in? [click here](#)



B) Submitting abstract/ paper

For online submission, you should login and use the following guide.
 Click on first menu item **Submission** > **Add a submission** to submit a new abstract or paper.

1) Address for Correspondence

New Submission for IAEEA-APIRAS CONFERENCE 2014

Follow the instructions, step by step, and then use the "Submit" button at the bottom of the form. The required fields are marked by (*).
 More information about submission to IAEEA-APIRAS CONFERENCE 2014 can be found on [IAEEA-APIRAS CONFERENCE 2014 Web site.](#)

Address for Correspondence

The information below will only be used for communication by post, if necessary.

Address, line 1 (*):

Address, line 2:

City (*):

Post code (*):

State (US only) (*):

Country (*):

New Submission for IAEEA-APIRAS CONFERENCE 2014

Follow the instructions, step by step, and then use the "Submit" button at the bottom of the form. The required fields are marked by (*). More information about submission to IAEEA-APIRAS CONFERENCE 2014 can be found on [IAEEA-APIRAS CONFERENCE 2014 Web site](#).

Address for Correspondence

The information below will only be used for communication by post, if necessary.

Address, line 1 (*):	<input type="text"/>
Address, line 2:	<input type="text"/>
City (*):	<input type="text"/>
Post code (*):	<input type="text"/>
State (US only) (*):	<input type="text"/>
Country (*):	<input type="text"/>

2) Author information

For each of the authors please fill out the form below. Some items on the form are explained here:

- **Email address** will only be used for communication with the authors. It will not appear in public Web pages of this conference. The email address can be omitted for authors who are not corresponding. These authors will also have no access to the submission page.
- **Web site** can be used on the conference Web pages, for example, for making the program. It should be a Web site of the author, not the Web site of her or his organization.
- Each author marked as a **corresponding author** will receive email messages from the system about this submission. There must be at least one corresponding author.

Author 1 (click here to add yourself) (click here to add an associate)
First name' (*): <input type="text"/>
Last name (*): <input type="text"/>
Email (*): <input type="text"/>
Country (*): <input type="text"/>
Organization (*): <input type="text"/>
Web site: <input type="text"/>
Corresponding author: <input checked="" type="checkbox"/>

Author 2 (click here to add yourself) (click here to add an associate)
First name' (*): <input type="text"/>
Last name (*): <input type="text"/>
Email (*): <input type="text"/>
Country (*): <input type="text"/>
Organization (*): <input type="text"/>
Web site: <input type="text"/>
Corresponding author: <input type="checkbox"/>

Author 3 (click here to add yourself) (click here to add an associate)
First name' (*): <input type="text"/>
Last name (*): <input type="text"/>
Email (*): <input type="text"/>
Country (*): <input type="text"/>
Organization (*): <input type="text"/>
Web site: <input type="text"/>
Corresponding author: <input type="checkbox"/>

“Click here to add more authors”

3) Title and Abstract

The title and the abstract should be entered as plain text, they should not contain HTML elements.

Title (*):	<input type="text"/>
Abstract (*):	<input type="text"/>

4) Keywords

4) Keywords

Type a list of keywords (also known as key phrases or key terms), **one per line** to characterize your submission. You should specify at least three keywords.

5) Uploads (paper)

The following part of the submission form was added by 2015 SSSC. It has neither been checked nor endorsed by EasyChair

Paper. Upload your paper. The paper must be in PDF format (file extension .pdf)

Nije odabrana niti jedna datoteka.

Ready?

If you filled out the form, press the 'Submit' button below. **Do not press the button twice: uploading may take time!**

After Submission you should receive an email of confirmation from EasyChair.

(If you have any problem with your submission please contact your webmaster mirozubac@hotmail.com.)